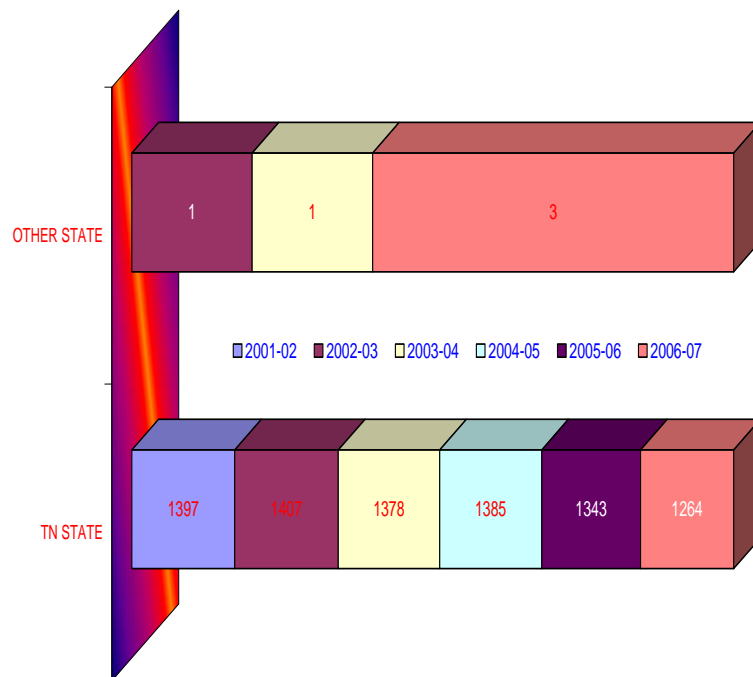


1a. Details of Student Strength

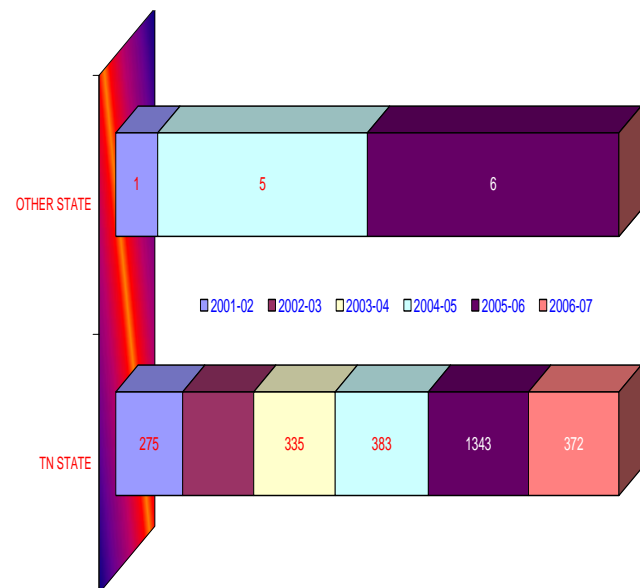
UG Programme

Year	Aided			Unaided			Grand Total
	Students From Same State	Students From Other State	Total	Students From Same State	Students From Other State	Total	
2001-02	1397	--	1397	275	01	276	1673
2002-03	1407	01	1408	292	--	292	1700
2003-04	1378	01	1379	335	--	335	1714
2004-05	1385	--	1385	383	05	388	1773
2005-06	1343	--	1343	412	06	418	1761
2006-07	1264	03	1267	372	--	372	1639

UG AIDED



UG UNAIDED

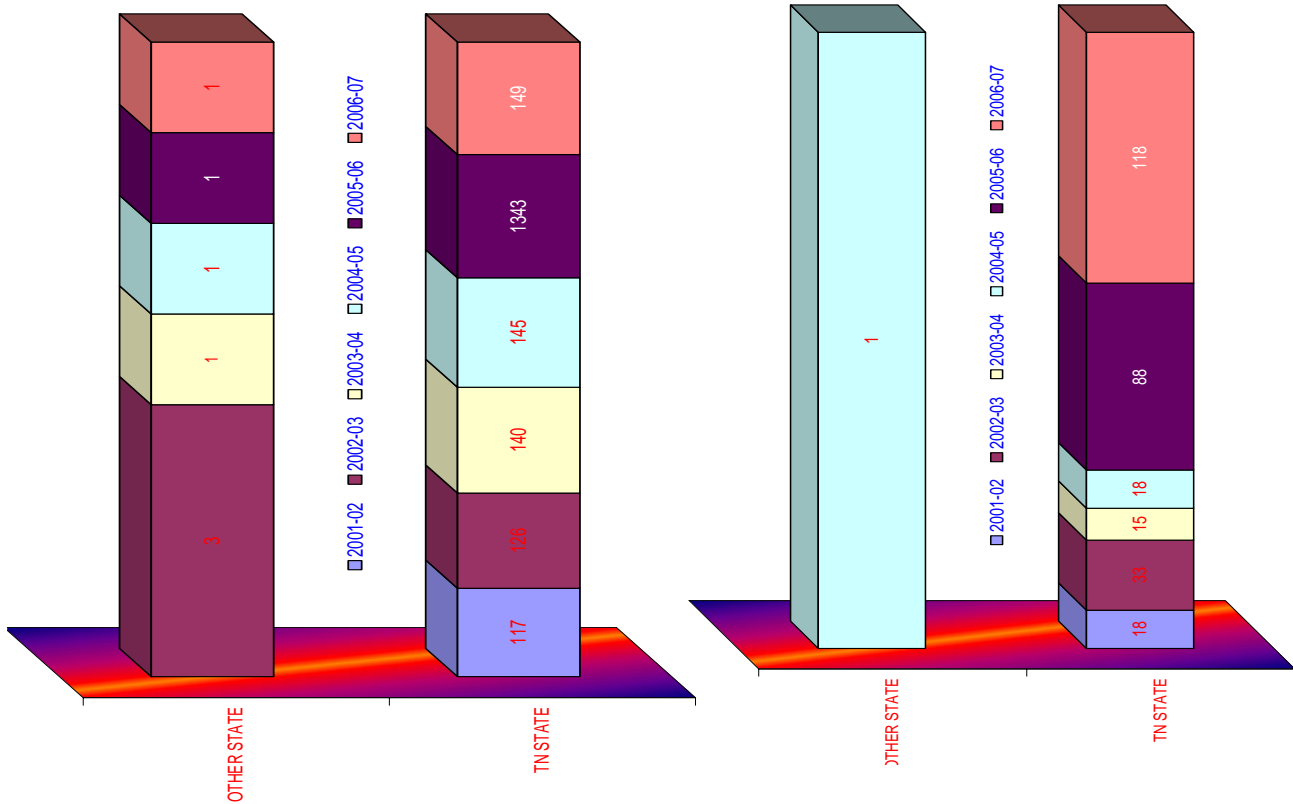


PG Programme

Year	Aided			Unaided			Grand Total
	Students From Same State	Students From Other State	Total	Students From Same State	Students From Other States	Total	
2001-02	117	--	117	18	--	18	135
2002-03	126	03	129	33	--	33	162
2003-04	140	01	141	15	--	15	156
2004-05	145	01	146	18	01	19	165
2005-06	163	01	164	88	--	88	252
2006-07	149	01	150	118	--	118	268

PG-AIDED

PG-UNAIDED



M.Phil Programme, PG Diploma, Diploma and Certificate Courses

YEAR	Students From Same State					Students From Other State	Grand Total
	M.Phil	PG Dipl	Dipl	CC	Total	PG Dipl	
2001-02	--	16	02	326	344	--	344
2002-03	--	09	18	354	381	--	381
2003-04	--	11	91	608	710	--	710
2004-05	--	10	104	118	232	01	233
2005-06	20	05	91	743	859	--	859
2006-07	20	08	75	683	786	--	786

1b. Dropout rate of UG and PG students in the last two batches**UG Programme – Aided and Unaided**

Batch	Students	Dropout	Percentage
2003-06	625	53	8.48
2004-07	664	59	8.89

PG Programme

Batch	Students	Dropout	Percentage
2004-06	98	03	3.06
2005-07	159	08	5.03

1c. Dropout rate during different years after admission in the last two batches.**UG Programme – Aided**

Batch	In I year			In II year			In III Year		
	Students	Drop out	Percentage	Students	Drop out	Percentage	Students	Drop out	Percentage
2003-06	483	10	02.07	467	24	05.14	436	06	01.38
2004-07	493	34	06.90	441	10	02.27	418	--	--

UG Programme – Unaided

Batch	In I year			In II year			In III Year		
	Students	Drop out	Percentage	Students	Drop out	Percentage	Students	Drop out	Percentage
2003-06	142	07	04.93	129	04	03.10	123	02	01.63
2004-07	171	10	05.85	138	05	03.62	130	--	--

PG Programme – Aided

Batch	In I year			In II year		
	Students	Drop out	Percentage	Students	Drop out	Percentage
2004-06	82	03	03.66	77	--	--
2005-07	87	05	05.75	81	--	--

PG Programme – Unaided

Batch	In I year			In II year		
	Students	Drop out	Percentage	Students	Drop out	Percentage
2004-06	16	--	--	16	--	--
2005-07	72	03	04.17	68	--	--

1d. Dropout rate during the last six years

Year	Aided			Unaided		
	Students	Dropout	Percentage	Students	Dropout	Percentage
2001-02	1514	39	02.58	294	12	04.08
2002-03	1530	40	02.61	325	14	04.30
2003-04	1520	31	02.04	350	08	02.29
2004-05	1531	61	03.98	408	15	03.68
2005-06	1507	46	03.05	521	16	03.10
2006-07	1417	34	02.40	521	11	02.11

2. Student Freeships and scholarships for the year 2005-06, 2006-07

Year	2005-2006		2006-2007	
	No of Beneficiaries	Amount in Rs.	No of Beneficiaries	Amount in Rs.
Central Government Scholarship				
Scheduled Caste Scholarship for Hindu Students	308	11,27,697	516	18,28,435
Scholarship for ST Students	01	4,914	--	--
Total	309	11,32,611	516	18,28,435
State Government Freeship and Scholarship				
Freeships to SC students	404	2,32,000	434	2,54,500
National Merit Scholarship	01	1,060	01	2,730
Adi Dravidar Prize money award	--	--	01	4,000
B.C. Welfare Free Education Scholarship	1669	25,18,813	534	8,53,785
MBC, DNC Free Education Scholarship	--	--	352	5,82,329
Adi-Dravidar Welfare -State Free Education Scholarship(UG)	--	--	25	19,954
Adi-Dravidar Welfare -State Free Education Scholarship(PG)	146	9,58,500	08	7,332
MBC, DNC Post Metric Scholarship	--	--	31	50,223
History Tamil Medium Stipend	344	69,200	296	59,400
Adi-Dravidar Welfare Higher Studies Special scholarship	--	--	128	8,40,000
MTWU Rani Mangammal Scholarship	22	26,429	09	4,293
E.V.R. Nagammai Free Education	102	66,000	167	54,500
Adi-Dravidar Welfare State Scholarship	107	1,74,643	138	2,93,253
BC Postmetric Scholarship	--	--	248	2,78,152
Total	2795	40,46,645	2454	33,04,451
Tamilnadu Educational Trust	01	3,500	01	4,000
Species Board Award	--	--	02	1,500
Mother Superior's Fee Concession for Hostel students	23	1,21,590	34	1,91,870
Total	24	1,25,090	37	1,97,370
Grand Total	3128	53,04,346	2925	53,30,256

3. Does the College obtain feedback from students on their campus experience? : YES

Year	No of Student Respondents
2005-06	250
2006-07	250

Is the Feed back analyzed? : YES

Outcome of Students Feed Back on Campus Experience at JAC

Aspects	2005-06		2006-07	
	Good (%)	Ave (%)	Good (%)	Ave (%)
Helpfulness of the Teaching staff	68.6	27.6	67.2	28.6
Attitude of the Non-teaching staff towards students	61.4	32.4	69.6	29.0
Laboratory facilities made available	74.8	25.2	71.0	25.7
Library facilities made available	87.6	12.4	87.6	11.4
Canteen facilities made available	58.6	30.5	55.3	37.1
Class Rooms made available	79.1	21.0	84.2	14.8
Computer facilities made available	70.5	25.7	76.7	19.0
Internet facilities made available	59.0	31.0	64.3	24.8
Cleanliness of the Campus, Class room etc.	80.5	15.7	81.9	16.7
Availability and Maintenance of the toilets in the campus	69.6	27.6	69.1	26.2
Availability of water	67.6	25.7	71.0	15.2
The hostel facilities provided by the College(Hostellers)	65.2	25.7	61.0	28.6
Sports facilities provided by the college	77.7	21.4	75.2	21.4
Accessibility of sports facilities	73.9	25.7	70.9	23.3
Functioning of NCC, YRC, RRC	88.6	11.4	90.5	08.6
Quality of departmental activities like debates /talks/seminars/discussions. etc	93.4	06.2	89.0	10.0
Functioning of Departmental Association	88.6	11.0	76.2	12.9
Conduct of Departmental festival	80.4	15.2	80.0	18.1
Have you attended such programmes and benefited from them	75.6	20.4	77.4	21.5
How would you rate the functioning and usefulness of the Student service centre?	75.2	21.0	66.7	31.9
Mechanism to redress the academic grievances of students	68.1	17.1	80.9	17.1
The overall experience at JAC	67.6	29.0	72.8	15.51

4a. Major Cultural Event Organized

The college Fine Arts Association organizes a three day inter departmental cultural festival, **BREEZE**, every year. Students exhibit talents in more than 24 events during the cultural festival **BREEZE**. The department which gets maximum points is given overall championship award.

Cultural events organized in BREEZE

Bharatha Natiyam
Folk Dance
Western Dance
Fusion Dance
Light music
Dance with properties
Group song
Ad Act
As You like it
Pencil Drawing
Greeting Card Preparation
Clay Modelling
Interior decoration
Vegetable carving
Hand Embroidery
Poster drawing
Doll making
Art from waste
Pot Painting
Cooking
Grain Carpet
Rangoli
Collage
Flower/Bouquet Arrangement

4b. Details of participation in Inter -Collegiate Cultural Festival organized by other Institutions/University

Year	Number	Number of Competitions	Prizes won
2003-04	01	12	01
2004-05	01	04	04
2005-06	03	13	04
2006-07	02	17	07

4c. Details of participation by the departments in inter-collegiate cultural events/Academic Competitions organized by other Institutions

Year	Number of Events	Number of Competitions	Prizes won
2001-02	05	12	09
2002-03	15	40	37
2003-04	14	32	24
2004-05	19	42	33
2005-06	21	53	46
2006-07	23	72	50

4d. Details of Inter-collegiate Academic competitions conducted by different departments

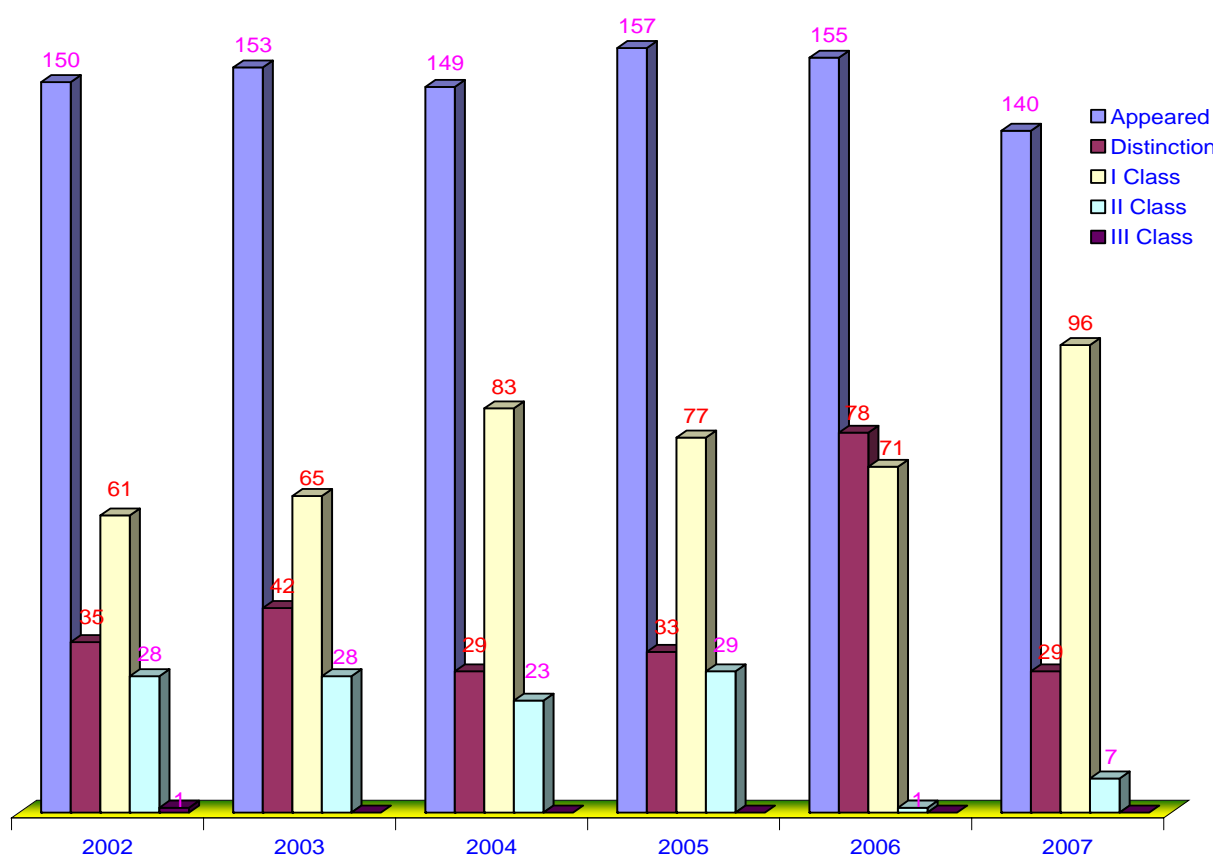
Year	Department	Number of Competitions
2004-05	History	04
2006-07	English	04
2005-06	Mathematics	05
2004-05	Physics	02
2005-06		04
2006-07		05
2004-05	Chemistry	02
2002-03	Commerce	04
2004-05		04
2005-06	Computer Science	05
2006-07		05

5a. Examination Results for the past six years

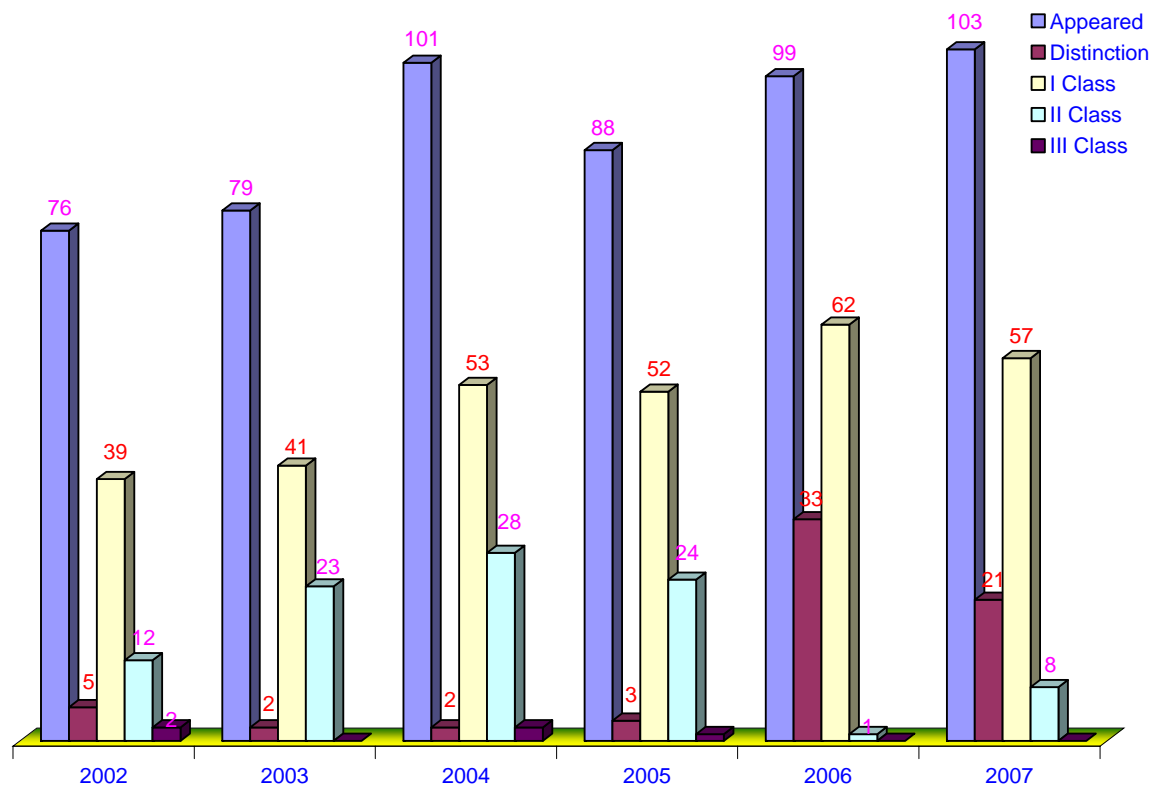
UG Science Courses

Year	April 2002		April 2003		April 2004		April 2005		April 2006		April 2007	
Section	A	UA	A	UA	A	UA	A	UA	A	UA	A	UA
Number Appeared	150	76	153	79	149	101	157	88	155	99	140	103
Distinction	35	05	42	02	29	02	33	03	78	33	29	21
I Class	61	39	65	41	83	53	77	52	71	62	96	57
II Class	28	12	28	23	23	28	29	24	01	01	07	08
III Class	01	02	-	01	-	02	-	01	-	-	-	-
% of Passes	83.33	76.32	88.24	84.81	90.60	84.16	88.55	90.90	96.77	96.96	95.71	83.49

AIDED - UG SCIENCE COURSES



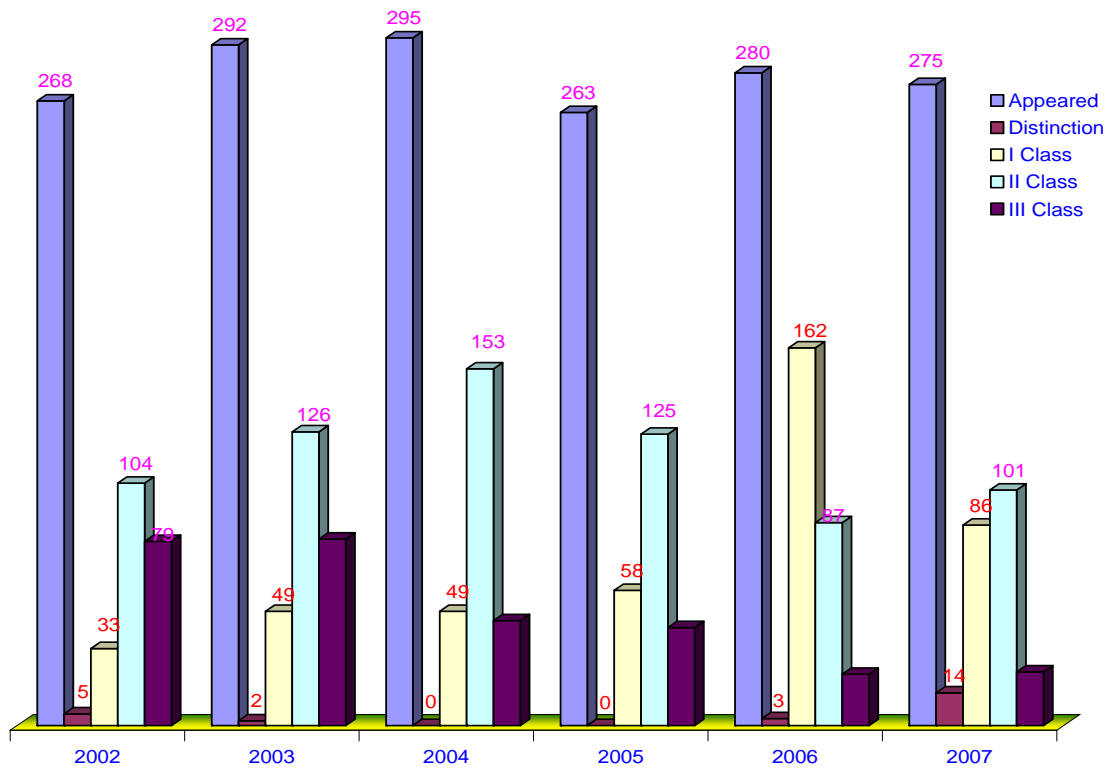
UNAIDED - UG SCIENCE COURSES



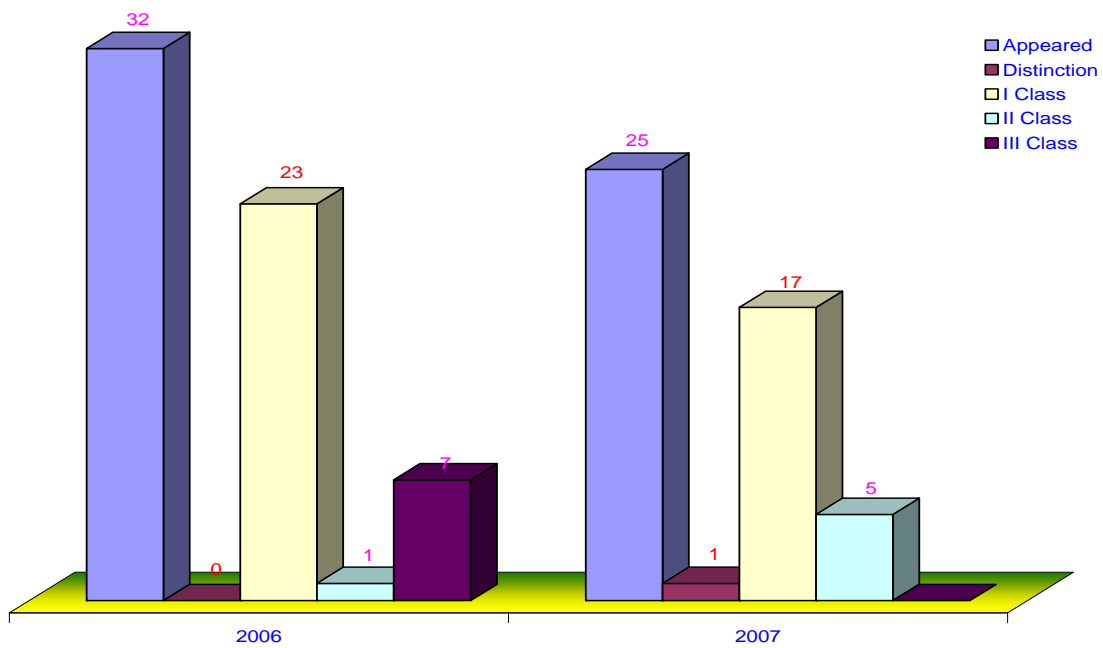
UG Arts Courses

Year	April 2002	April 2003	April 2004	April 2005	April 2006		April 2007	
	Aided				A	UA	A	UA
Number Appeared	268	292	295	263	280	32	275	25
Distinction	05	02	--	--	03	--	14	01
I Class	33	49	49	58	162	23	86	17
II Class	104	126	153	125	87	01	101	05
III Class	79	80	45	42	22	07	23	--
% of Passes	82.46	88.01	83.73	85.55	97.86	96.88	81.45	92.00

AIDED - UG ARTS COURSES



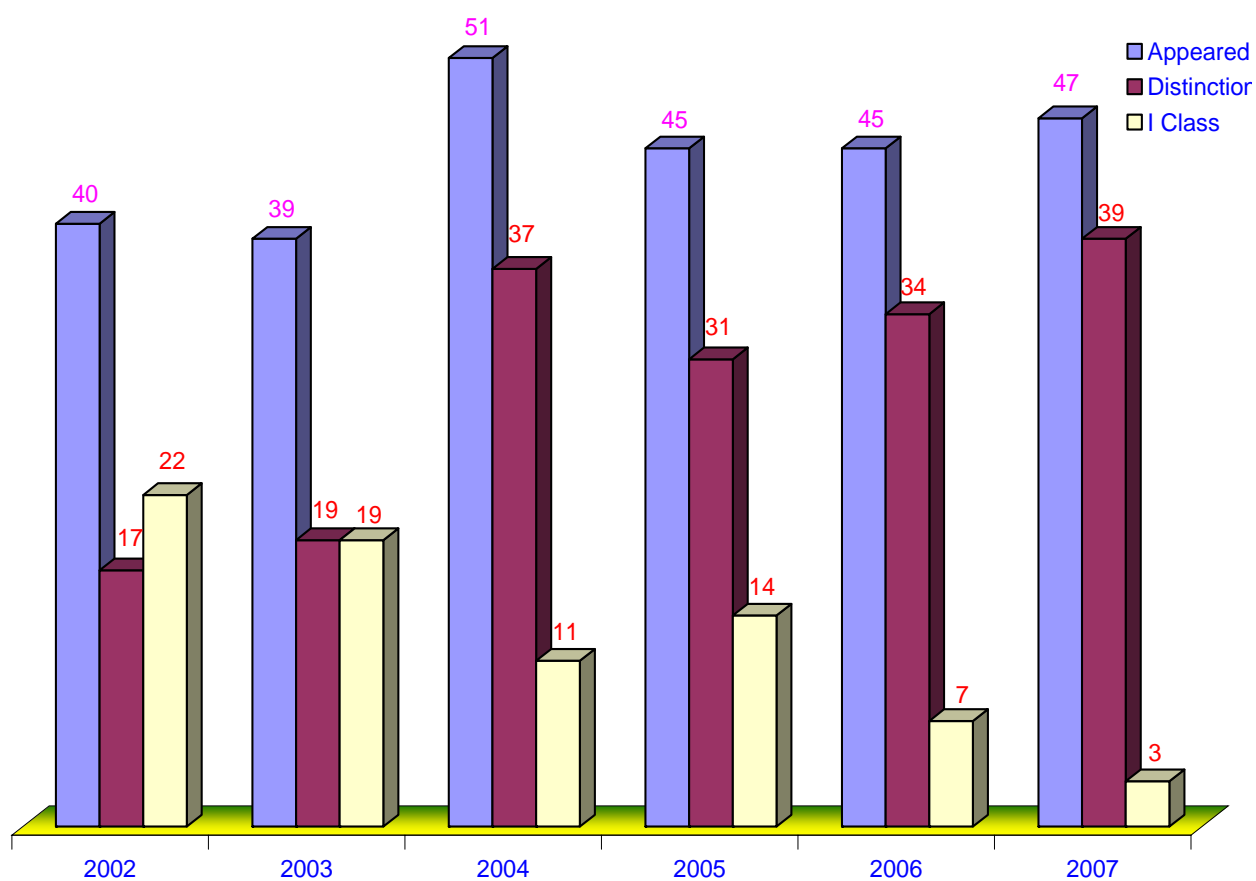
UNAIDED - UG ARTS COURSES



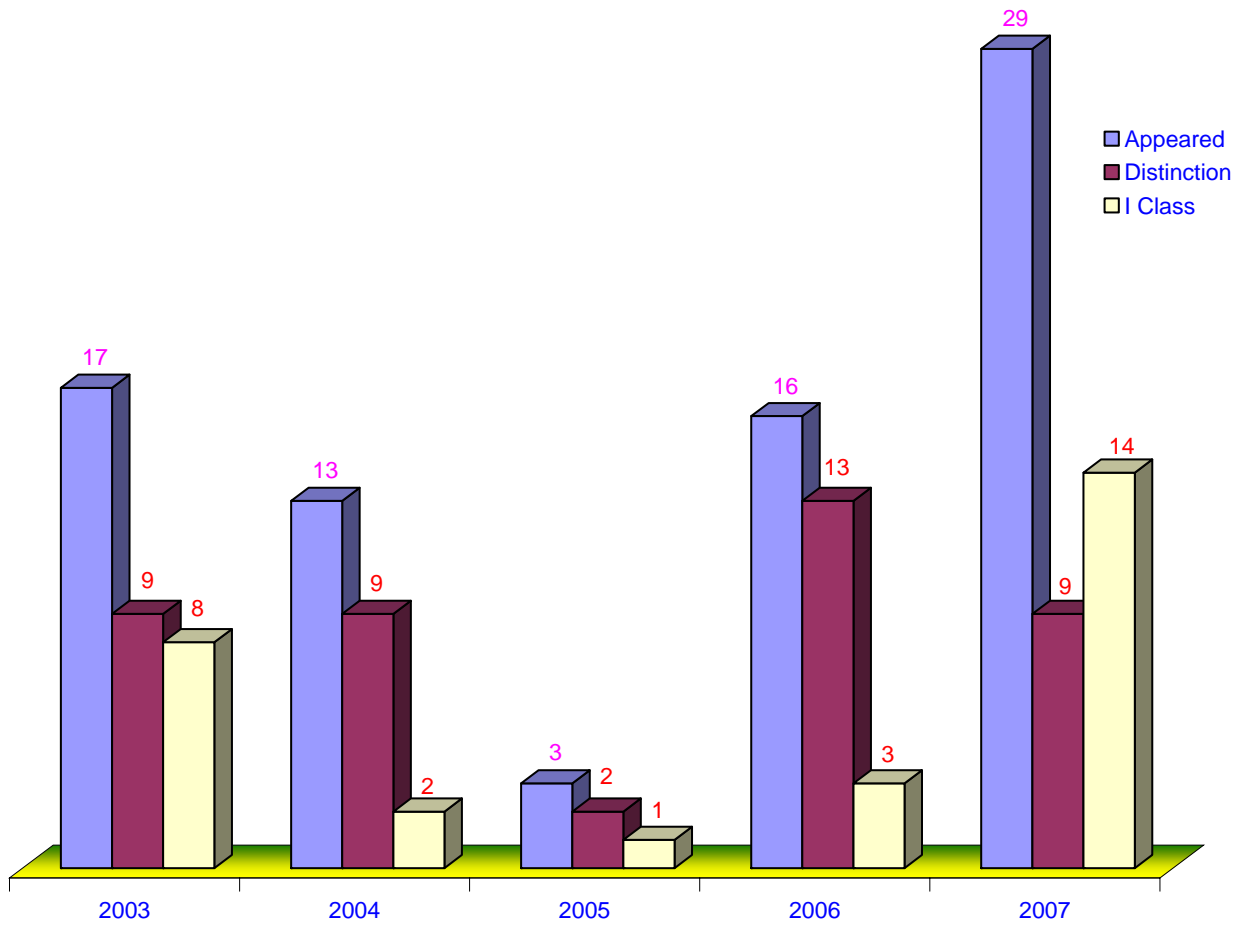
PG Science Courses

Year	April 2002		April 2003		April 2004		April 2005		April 2006		April 2007	
Section	A	UA	A	UA	A	UA	A	UA	A	UA	A	UA
Number Appeared	40	--	39	17	51	13	45	03	45	16	47	29
Distinction	17	--	19	09	37	09	31	02	34	13	39	09
I Class	22	--	19	08	11	02	14	01	07	03	03	14
% of Passes	97.50	--	97.43	100	94.12	84.62	100	100	91.11	100	89.36	79.31

AIDED – PG SCIENCE COURSES



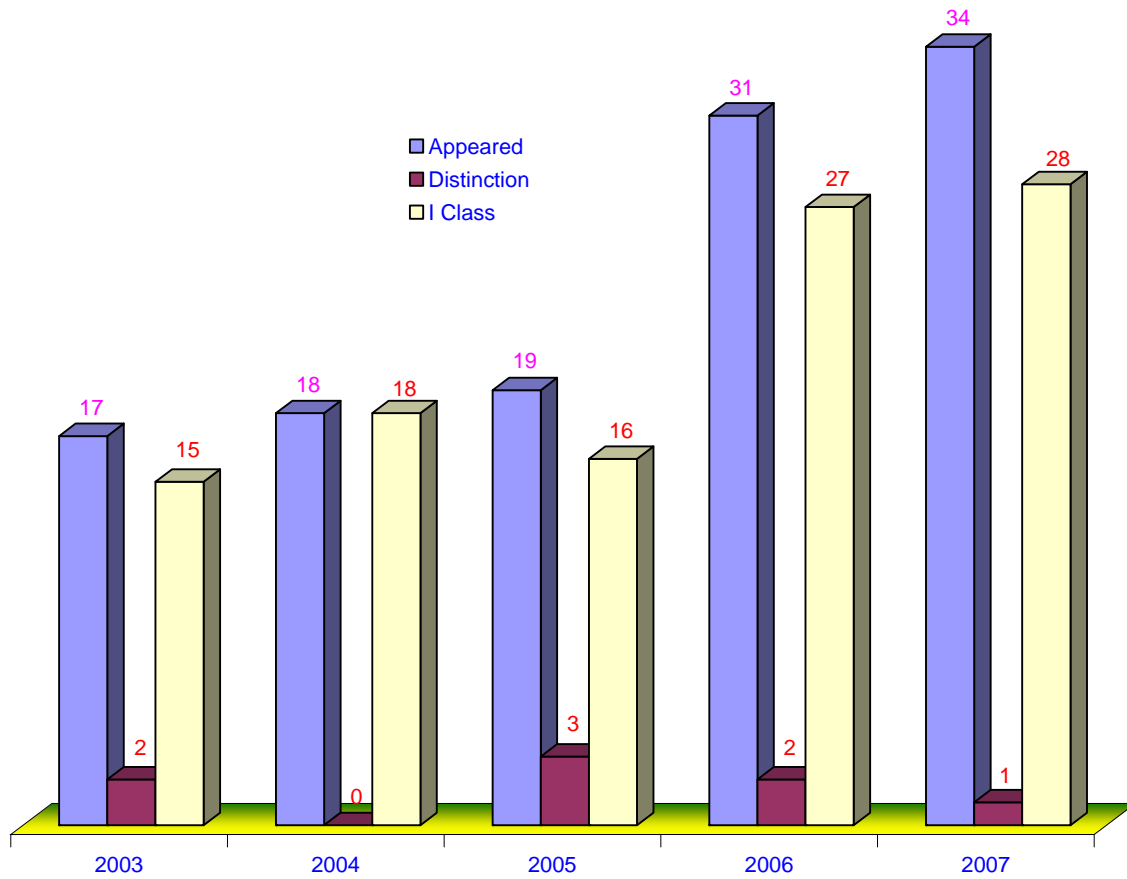
UNAIDED – PG SCIENCE COURSES



PG Arts Course

Year	April 2002		April 2003		April 2004		April 2005		April 2006		April 2007	
	A	UA	A	UA	A	UA	A	UA	A	UA	A	UA
Number Appeared	17	--	17	--	18	--	19	--	31	--	34	37
Distinction	01	--	02	--	--	--	03	--	02	--	01	06
I Class	16	--	15	--	18	--	16	--	27	--	28	16
% of Passes	100	-	100	-	100	--	100	--	93.55	--	85.29	59.46

AIDED – PG ARTS COURSES



M.Phil Course (Unaided)

Year	April 2006	April 2007
Number Appeared	20	20
Distinction	10	10
I Class	10	05
% of Passes	100	75

5b. Number of Univeristy Ranks obtained : 103

Departments		Nos	Positions
April 2002			
Part-I Tamil	UG	06	I, IV,V, VI(2),VIII
Part-II English	UG	04	III, IV, XI, XIX
History	UG	03	VII,VIII,X
	PG	01	X
Mathematics	UG	01	XII
	PG	02	VII, IX
Physics	UG	01	II
Chemistry	UG	03	X, XIV, XVI
Zoology	UG	04	I, II,III, V
	PG	03	III, VIII, X
Computer Science	UG	01	I
Total		29	
April 2003			
Part-I Tamil	UG	03	II, XV(2)
Part-II English	UG	01	XX
History	PG	02	V,X
Tamil	UG	01	XIII
Mathematics	UG	05	I, III, VI, X, XX
	PG	01	I
Physics	UG	01	XX
Chemistry	UG	02	V, XVI
Zoology	UG	03	I,II,III
	PG	04	III,V,VII,VIII
Total		23	
April 2004			
Part-I Tamil	UG	02	VIII, XVII
Part – II English	UG	02	II, XIII
History	UG	01	XI
	PG	03	I, V, IX
English	UG	01	X
Mathematics	UG	02	XII, XVI
	PG	01	IV
Chemistry	UG	05	VII,VIII, IX, XVIII, XX
Zoology	UG	05	I,II,III,IV, IX
	PG	06	II, III, IV, VII, VIII, IX
Total		28	

April 2005			
Part – I Tamil	UG	05	III, IV, VIII, XII, XV
Part – I Hindi	UG	01	III
Part – II English	UG	01	XI
Tamil		01	VI
Mathematics	PG	02	I, II
Physics	UG	01	XVIII
Chemistry	UG	02	IV, XV
Zoology	UG	04	I, II, III, XII
	PG	01	II
Total		18	
April 2006			
History	TM	01	I
	EM	01	I
Physics	UG	01	I
Zoology	Aided	01	I
	Unaided	01	I
Total		05	

6. **Number of Students who passed GATE/MAT etc** : 02

Department	No.of.Students	Examination passed
Chemistry	01	GATE
Commerce	01	MAT

7. **Is there a Students Counselling Center?** : YES
Year of establishment : 2001
8. **Is there a Grievance Redressal Cell?** : YES
Year of establishment : 2002
9. **Does the college have an Alumnae Association** : YES
Year of establishment : 1975
10. **Parent Teacher Association** : YES
Year of establishment : 2003

11. **Is there a Students' Group Insurance Scheme?** : **NO**
12. **Number of students supported by College Funds in the last six years** : **554**

Details of Number of Students Supported by College Funds

Year	2001-02		2002-03		2003-04		2004-05		2005-06		2006-07	
	No	Amt	No	Amt	No	Amt	No	Amt	No	Amt	No	Amt
Tuition Fee Concession	13	4677	13	4812	11	4301	12	4770	12	4581	12	4419
Bus Fee Concession	15	14280	23	31750	23	36826	10	12110	09	18310	65	50440
Concession to Sports students	18	10800	20	12000	23	13800	32	21600	24	27000	28	33600
Student Aid Fund	10	5000	10	5000	10	5000	10	5000	10	5000	10	5000
Mess fees Concession	25	137000	22	128700	17	124800	10	75100	23	121590	34	191870
Total	81	171757	88	182262	84	184727	74	118580	78	176481	149	285329

13. **Is there a Complaints Cell for preventing Sexual harassment of women?** : **No**
14. **Number of students using book bank facility (per year on an average)** : **312**

- 15a. Number and percentage of UG students opting for further studies in the last two years** : 403 and 72.55% in 2005 - 2006
417 and 73.18% in 2006 - 2007

Departments	2005-06		2006-07	
	UG students opting for further studies		UG students opting for further studies	
	Number	Percentage	Number	Percentage
History(EM)	35	62	33	62
History(TM)	35	61	34	65
Tamil	29	50	28	54
English	36	65	39	68
Mathematics	33	85	28	81
Physics	65	86	58	87
Chemistry	29	75	28	77
Zoology	59	78	50	70
Computer Science	20	95	32	90
Commerce	39	70	47	75
Business Administration	23	71	40	76
Oveall	403	72.55	417	73.18

- 15b. Number and percentage of PG students opting for further studies in the last two years** : 23 and 24% in 2005 - 2006
42 and 28% in 2006 - 2007

Departments	2005-06		2006-07	
	PG students opting for Further Studies		PG students opting for Further Studies	
	Number	Percentage	Number	Percentage
History	08	25	07	20
Tamil	--	--	07	25
English	--	--	02	20
Mathematics	05	20	08	35
Physics	--	--	09	50
Zoology	08	40	08	35
Computer Science	02	10	01	10
Total	23	24	42	28

16. Career Counselling : YES

A Career Counselling Cell conducts many programmes for all the out going students every year to enhance their skills and aptitude. A full time counsellor is appointed to take care of the psychological needs of the students

17. Is there a Placement Cell? : YES
Year of Establishment : 2006-07

18. Single window admission for foreign students : Not applicable

19. Any other

NCC : One Company

NSS : Seven Units.

Eco Club : To preserve and enhance Environment

Avian Club : To preserve the different species in birds

Physical Education : For sports and games activities

Departmental Association : Academic events are organized by every department through its association

Current Events Club : To keep students abreast of times

Women Cell : To deal with women related issues

Annual Magazine : Annual magazine is published every year

Fine Arts Association	:	Fine Arts Association enables the students to participate in inter-collegiate cultural events and also it organizes various competitions for all students in the name “BREEZE”
Youth Welfare Cell	:	Conducts programmes on Life scoping skills and family education.
Youth Red Cross	:	Conducts training programme on First Aid
Red Ribbon Club	:	To create awareness on AIDS
Karate	:	Self-Defence
Library Association	:	Conducts meeting, quiz programmes
Canteen	:	For students and staff
HEPSN	:	Additional infrastructural facilities for physically challenged students.
Minority Funds	:	Special Coaching Classes to Minorities for Competitive Examinations.
Hostels	:	Separate hostel for UG, PG, Staff, Non-Teaching staff
Xerox and STD	:	These facilities are available for staff and students
Dining Shed	:	Day scholars.
Telephone Booths	:	01 (Day Students) 05 (Hostel students)