

1. Does the college have an Internal Quality Assurance mechanism : YES
Year of Establishment : 2004

Composition of IQAC

Chairman
Dr. Sr. Y. Yesu Thangam, Principal
Co-ordinator
Dr. Mrs. Maria Jesili, Head, Dept. of Commerce
Members
Mrs. Amala Ruby, Dept. of Mathematics Mrs. C. Mary Anbarasi, Dept. of Chemistry Dr. Kolasticammal, Dept. of Tamil Mrs. Umarani, Dept. of English Mrs. Vanitha, Dept. of History Mrs. Delphine Prema Dhanaseeli, Dept. of History Dr. Arulmozhi, Dept. of Physics Dr. Arockiam Thaddeus, Dept. of Zoology Mrs. Catherine P. Alexandar, Dept. of Zoology Sr. Santha Mary Joshitta, Dept. of Computer Science Mrs. Jasmine Selva Packiam, Dept. of Business Administration
Non-Teaching Staff Representative
Mr. M. Xavier
Student Representatives
S. Princy, III B.Sc. Computer Science A. Amalpriya, II B.Sc. Mathematics

2. Does the college have a centre for Women's Studies? : NO

The following measures are taken to incorporate women issues in the curriculum:

- Women related papers are introduced in the UG curriculum of History, Tamil, English, Commerce and Business Administration.
- A Course on "Women Studies" is offered in Foundation Course under Part-IV.
- Women related projects are given by the concerned departments which have introduced papers on Women.
- Women Cell organizes many programmes and seminars on women related issues

Title of the paper on Women Studies offered by departments

Department	Name of the Paper
History	Women studies
Tamil	பெண்ணியம்
English	Women's writing
Commerce	Women Entrepreneurship
Business Administration	Women Entrepreneurship

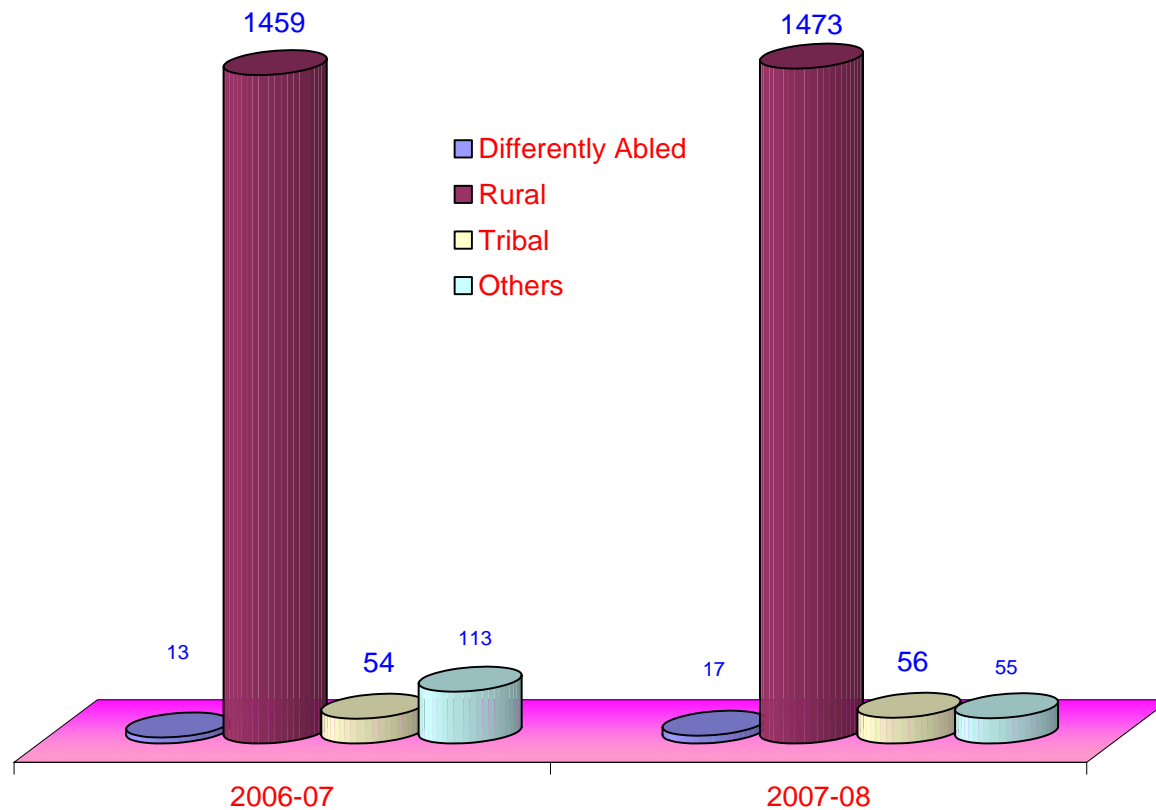
3. Do students participate in the Quality Enhancement of the Institution? : YES

- Student secretaries are nominated to IQAC and Board of Studies.
- Students are free to express their views through College Union to Administrative Bodies.
- Students can represent their views on academic matters to the Head of the Departments and / or the Dean and / or the Principal.

4. Number and percentage of students in the college for the last two academic years

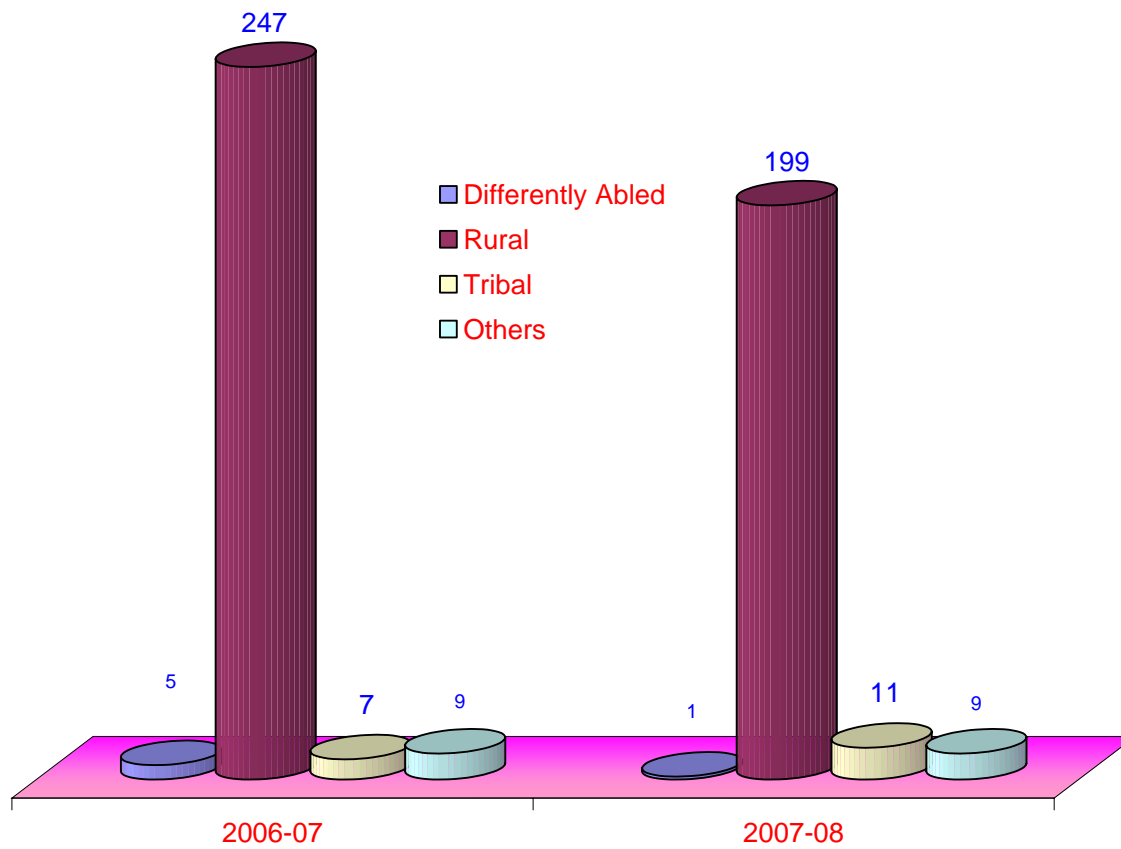
UG Programme

Category	2006-07		2007-08	
	No.	%	No.	%
SC	339	20.68	356	22.24
ST	--	--	--	--
OBC	1290	78.71	1235	77.14
OC	10	00.61	10	00.62
Differently Abled	13	00.79	17	01.06
Rural	1459	89.02	1473	92.00
Tribal	54	03.29	56	03.50
Others	113	06.89	55	03.44
Total (ST/SC/OBC/OC)	1639	-	1601	-



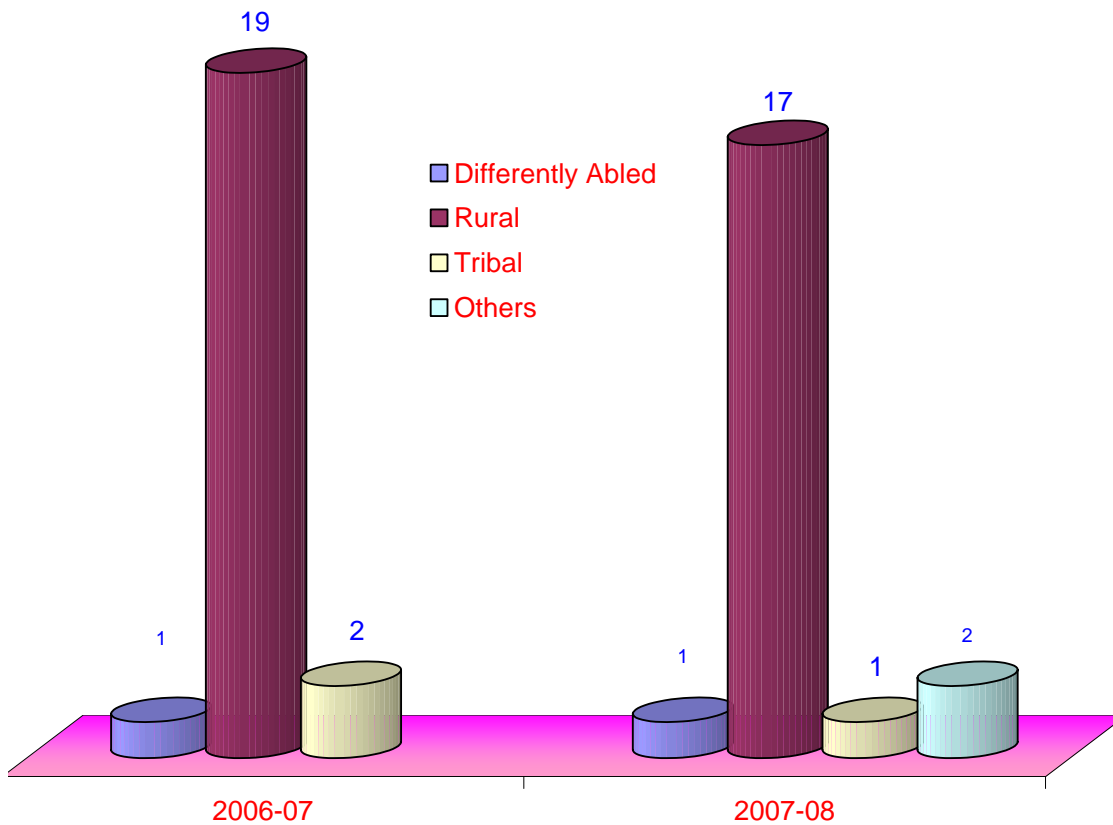
PG Programme

Category	2006-07		2007-08	
	No.	%	No.	%
SC	61	22.76	51	23.18
ST	--	--	--	--
OBC	204	76.12	167	75.91
OC	03	01.12	02	00.91
Differently Abled	05	01.87	01	00.45
Rural	247	92.16	199	90.45
Tribal	07	02.61	11	05.00
Others	09	00.37	09	00.46
Total (ST/SC/OBC/OC)	268	-	220	-



M.Phil Programme

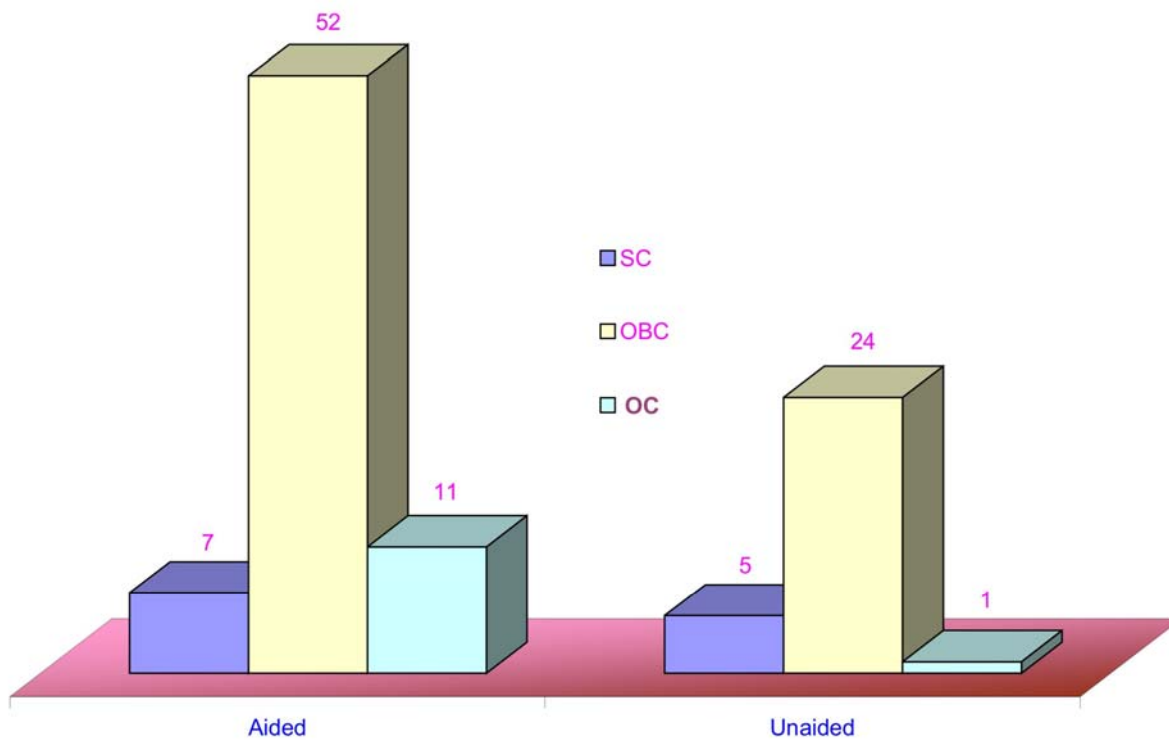
Category	2006-07		2007-08	
	No.	%	No.	%
SC	07	31.82	04	19.05
ST	--	--	--	--
OBC	15	68.18	17	80.95
OC	--	--	--	--
Differently Abled	01	04.55	01	04.76
Rural	19	86.36	17	80.95
Tribal	02	09.09	01	04.76
Others	-	-	02	09.52
Total (SC/ST/OBC/OC)	22	-	21	-



5. Number and Percentage of staff under the following categories

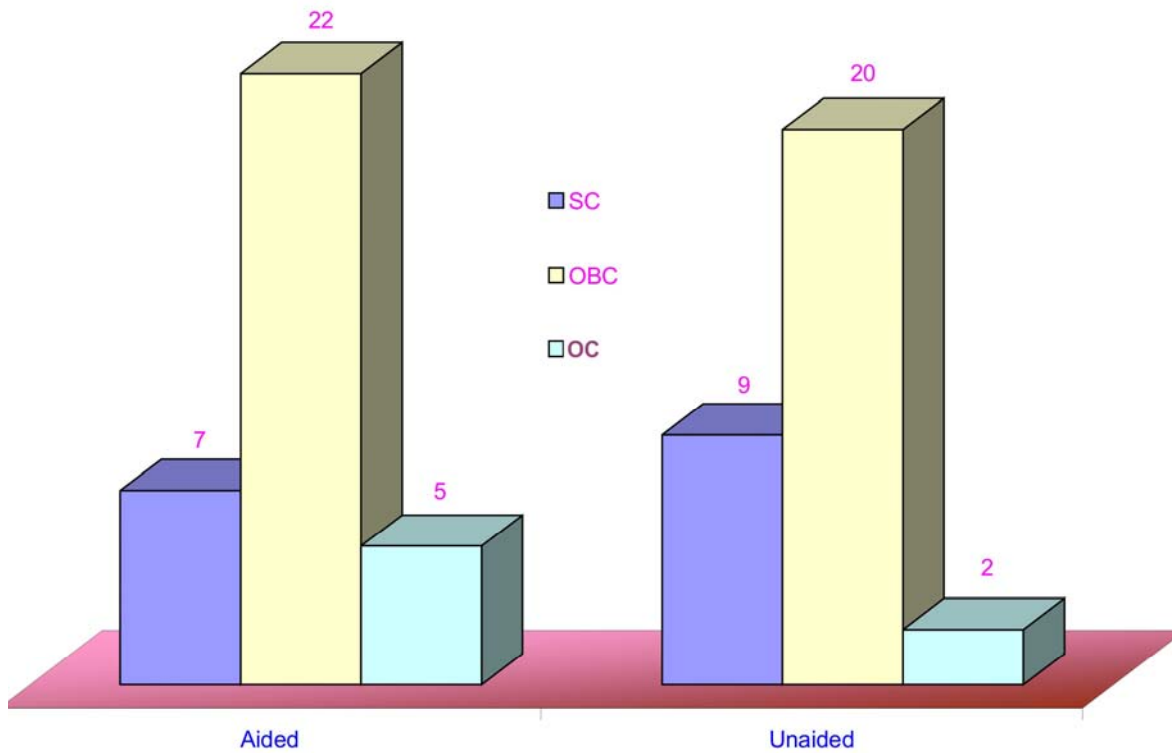
Teaching Staff

Category	Aided		Unaided		Total	
	No.	%	No.	%	No.	%
SC	07	10.00	05	16.87	12	12
ST	--	--	--	--	--	--
OBC	52	74.29	24	80.00	76	76
OC	11	15.71	01	03.33	12	12
Differently Abled	01	01.43	--	--	01	01
Rural	33	47.14	12	40	45	45
Tribal	04	05.71	01	03.33	05	05
Others	32	45.71	17	56.67	49	49
Total (ST/SC/OBC/OC)	70	-	30	-	100	-



Non – Teaching Staff

Category	Aided		Unaided		Total	
	No.	%	No.	%	No.	%
SC	07	20.59	09	29	16	24.62
ST	--	--	--	--	--	--
OBC	22	64.71	20	64.62	42	65
OC	05	14.71	02	06.45	07	10.77
Differently Abled	--	--	--	--	--	--
Rural	27	79.41	28	90.32	55	84.62
Tribal	--	--	--	--	--	--
Others	07	20.39	03	09.68	10	15.38
Total (ST/SC/OBC/OC)	34	-	31	-	65	-



6. The Percentage of incremental academic growth in terms of aggregate marks for the last two batches

UG Arts Courses

Category	At Admission in %		On completion of course in %	
	Batch I (2003-06)	Batch II (2004-07)	Batch I (2003-06)	Batch II (2004-07)
SC	64.01	66.79	58.67	60.10
ST	54.00	75.00	55.00	57.00
OBC	69.04	69.49	62.74	59.97
Differently Abled	63.50	--	58.50	--
Rural	66.22	67.59	59.67	61.26
Tribal	66.15	72.20	59.98	62.50

UG Science Courses

Category	At Admission in %		On completion of course in %	
	Batch I (2003-06)	Batch II (2004-07)	Batch I (2003-06)	Batch II (2004-07)
SC	67.78	70.49	72.93	66.58
ST	--	63.25	--	73.10
OBC	71.60	71.89	75.55	70.54
Differently-abled	60.08	--	66.87	--
Rural	72.57	72.58	75.72	70.89
Tribal	62.71	72.42	70.27	64.63

PG Arts Courses

Category	At Admission in %		On completion of course in %	
	Batch I (2004-06)	Batch II (2005-07)	Batch I (2004-06)	Batch II (2005-07)
SC	50.00	55.00	67.00	70.00
ST	--	--	--	--
OBC	53.00	55.67	65.00	68.67
Differently-abled	--	--	--	--
Rural	59.00	52.00	65.00	69.33
Tribal	61.00	--	69.00	--

PG Science Courses

Category	At Admission in %		On completion of course in %	
	Batch I (2004-06)	Batch II (2005-07)	Batch I (2004-06)	Batch II (2005-07)
SC	71.00	62.38	74.33	72.95
ST	--	--	--	--
OBC	75.67	66.97	78.67	79.21
Differently-abled	63.00	64.00	79.00	80.00
Rural	74.67	66.73	82.67	76.54
Tribal	77.00	--	69.00	--

7. **Is there a mechanism for obtaining Stakeholders perception about the institution?** : **YES**
8. **Has the institution kept a record of students shouldering social responsibilities in addition to their academic activities?** : **YES**

Polio immunization Programme
Blood Donation Camp
Blood Grouping Camp
Dental Camp
Rain water harvesting
Aids Awareness Programme
Literacy Programmes at villages
Eye camp
Anti-Female Infanticide Programme
Tree plantation
Survey on Toilet facilities in nearby villages
General Medical Camp
Awareness on Government Welfare Schemes
Programme on Rajiv Gandhi Renewable Energy Day
General Medical Camp
World Mother's Feed week celebration
Geneva Convention Day- Red Cross Principles
First Aid Training Course-Camp
Tsunami Relief Camp
"Plastic Free Zone Campaign" at campus
Rally to create awareness to ban polythene bags
Eradication of Partenium on campus
Creating awareness on conservation of nature in adjacent villages
Entrepreneurship Training Programme
Programme on Health and Hygiene in villages

9. Does the institution have a mechanism for analyzing student feedback on institutional performance to arrive at Student Satisfaction Index? : YES

The outgoing UG and PG students respond to the questions on institutional performance. The responses are analyzed with the help of statistical package to arrive at student satisfaction index on teaching, curriculum and campus experience.

10. Any other

- Green and Clean Environment in the campus
- Plastic Free Zone (College Campus)
- Campus Ministry
- Career Guidance
- College Church
- Holy Spirit Mass twice a year
- Annual Retreat programmes
- Inter-faith meet
- Compassionate admission policy
- Workshops
- Avian Club
- Alumni Association
- Breeze-Cultural fete
- Staff Club
- College Union
- Daily News on Notice Board
- Visitor's dairy at principal's office.
- Dairy of daily events at departments.
- Morning Prayer through public address system
- Student Assembly on every Wednesday
- Celebrations on days of National and State importance
- Honoring the Silver Jubilarians during the college day
- Medals for Rank Holders and academic toppers on the college day
- Honouring the outstanding performance of students in the Co-curricular and Extracurricular activities on the college day celebration
- Student computer centre
- Staff computer Centre